

UCLA Undergraduate Writing Center

Academic Year 2022-2023 At a Glance

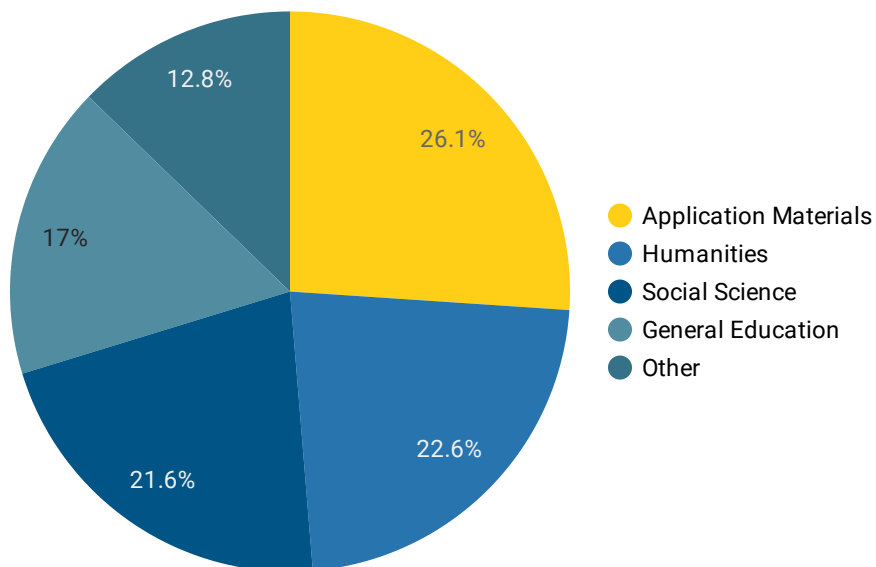
6 Locations

Location	Total Appointments (includes walk-ins) ^
1. FYSP	79
2. SSS	354
3. HWC	497
4. Zoom Evening	601
5. Rieber	641
6. A61	2,610
7. Totals	4,782

1 - 7 / 7 < >

Courses Helped by Division

We served students from 530 courses across the UCLA campus in AY 2022-23.



Scheduled vs Walk-in Appointments Breakdown

4,782 papers were reviewed by our staff in total!

Location	Scheduled Appts ^	Walk-Ins
1. Powell 238	392	223
2. SSS	561	45
3. Rieber 162	646	14
4. HWC	827	13
5. A61	2,057	1,081
6. Totals	4,483	1,376

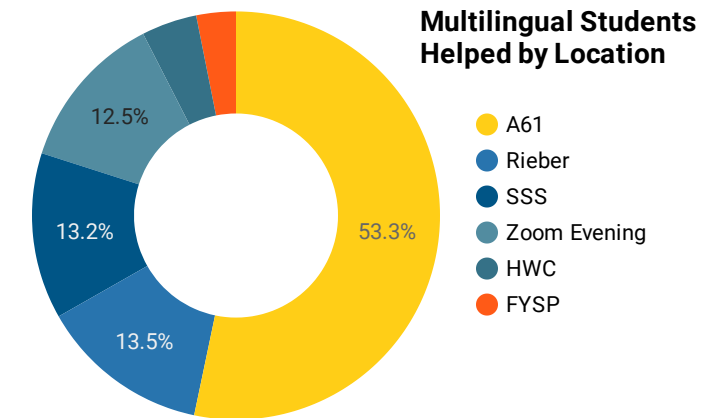
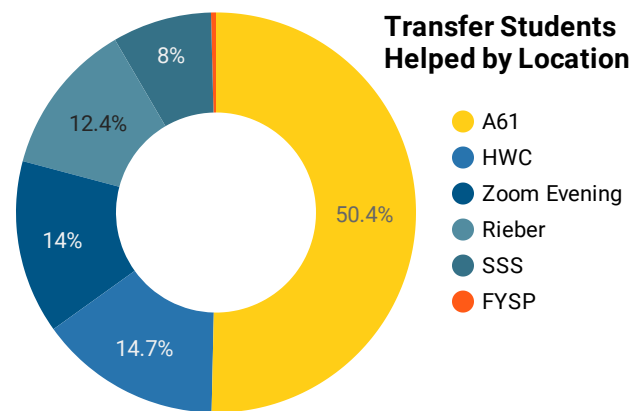
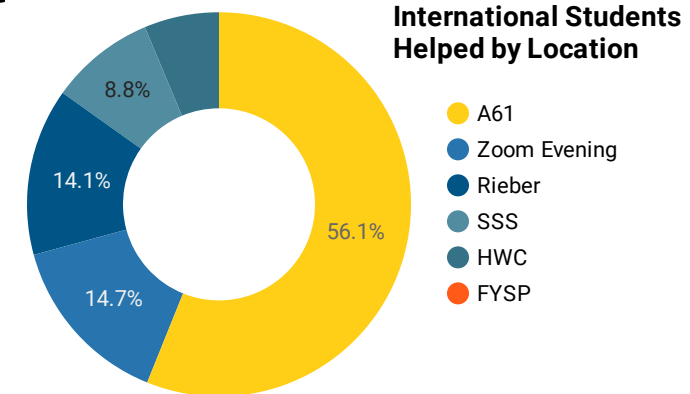
1 - 6 / 6 < >

Breakdown of Different Groups Served

(totals and by location)

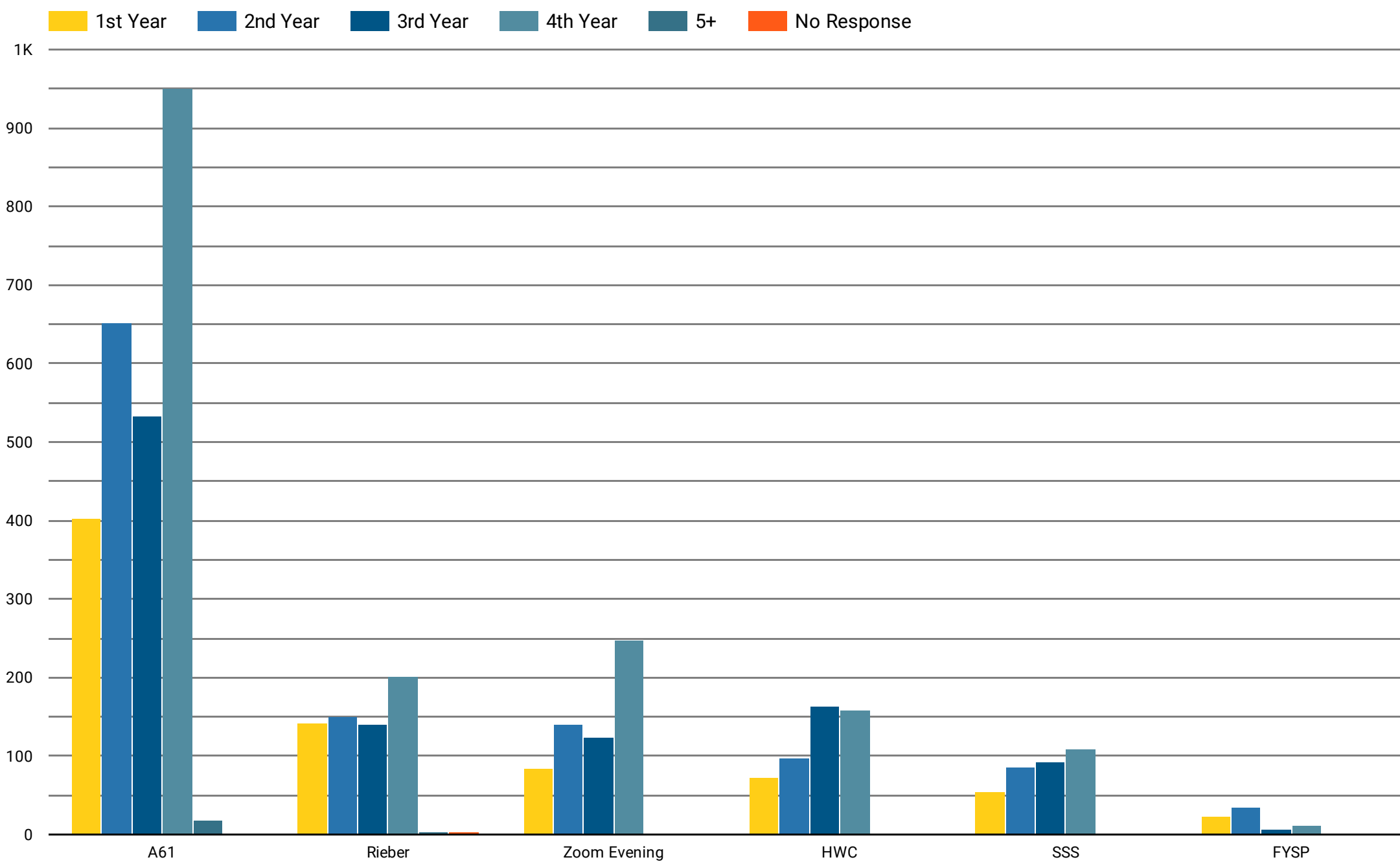
Groups Served	Total ^
1.. International Students	1,221
2.. Transfers	1,099
3.. Multilingual Students	310

1 - 3 / 3 < >



Student Clients by Year in School

Students at all points of their UCLA careers seek help at the UWC.



Student Clients by Major

Students from a variety of majors seek help at the UWC.

