

UCLA Undergraduate Writing Center

Academic Year 2021-2022 At a Glance

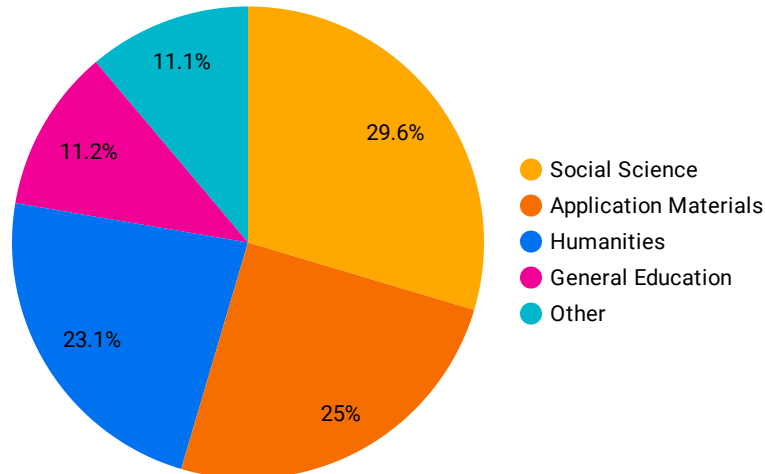
6 Locations

Location	Total Appointments (includes walk-ins)
1. Totals	5,761
2. A61	2,997
3. HWC	889
4. Rieber	713
5. Powell 238	670
6. SSS	342
7. FYSP	150

1 - 7 / 7 < >

Courses Helped by Division

We served students from 702 courses across the UCLA campus in AY 2021-22.



Scheduled vs Walk-in Appointments Breakdown

5,761 papers were reviewed by our staff in total!

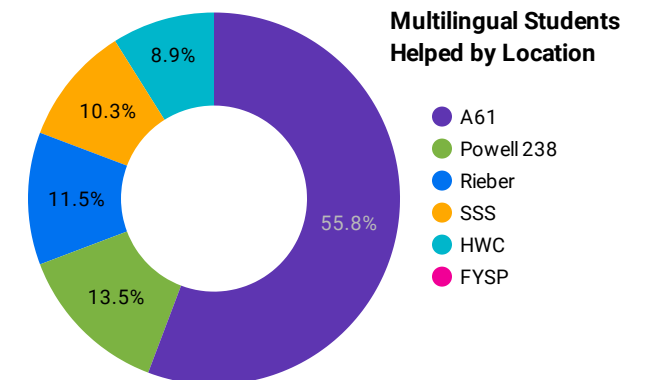
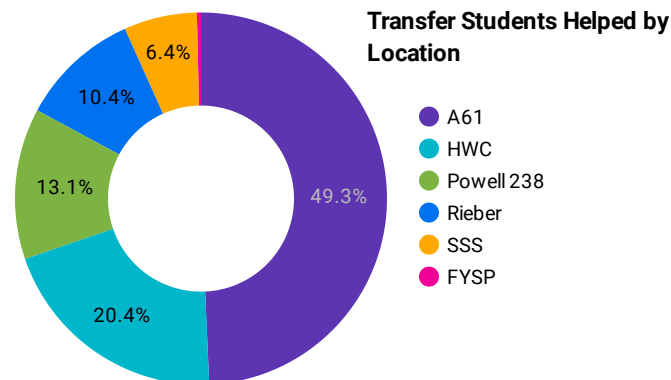
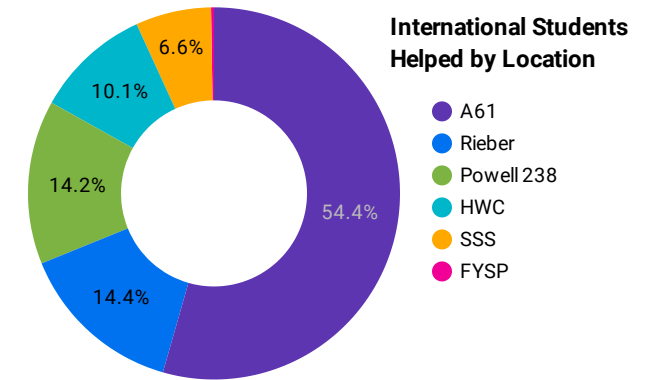
Location	Scheduled Appts	Walk-Ins
1. Totals	4461	1300
2. SSS	337	5
3. Rieber	654	59
4. Powell 238	526	144
5. HWC	885	4
6. FYSP	141	9
7. A61	1918	1079

1 - 7 / 7 < >

Breakdown of Different Groups Served (totals and by location)

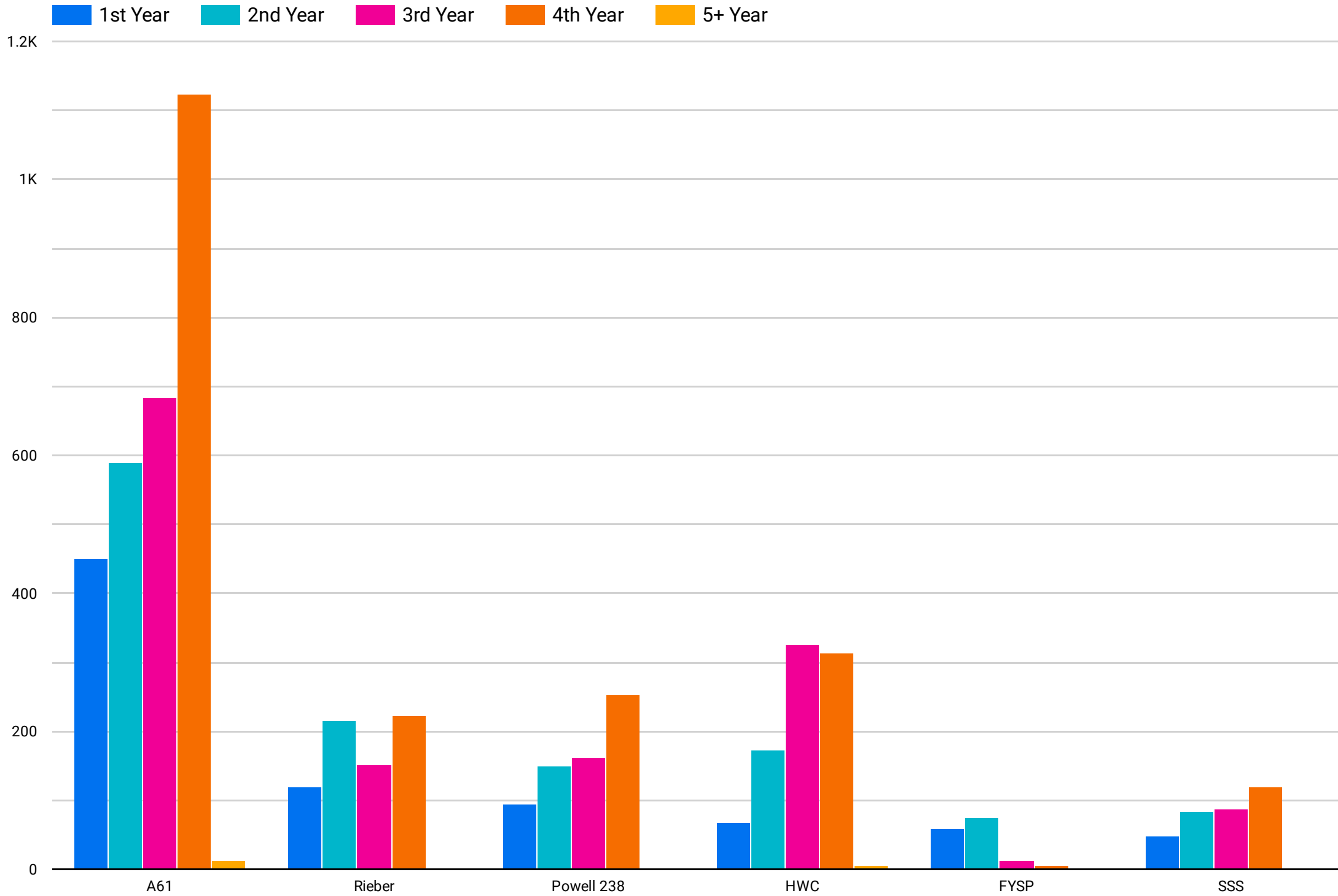
Groups Served	Total
1. Transfers	1,698
2. International Students	1,580
3. Multilingual Students	504

1 - 3 / 3 < >



Student Clients by Year in School

Students at all points of their UCLA careers seek help at the UWC.



Student Clients by Major

Students from a variety of majors seek help at the UWC.

