

# UCLA Undergraduate Writing Center

Academic Year 2020-2021 At a Glance

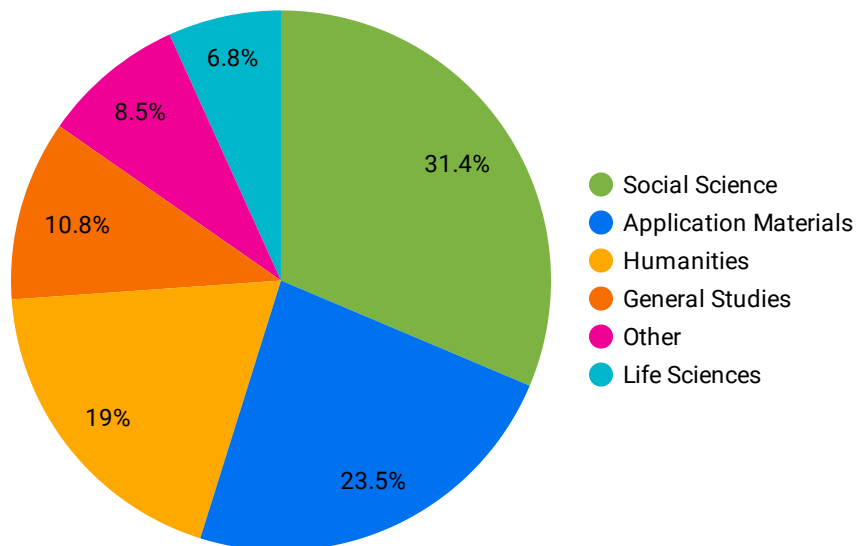
## 5 Locations

Location	Total Appointments (includes walk-ins) ▾
1. Totals	5,859
2. A61	3,138
3. HWC	840
4. Rieber 162	660
5. Powell 238	615
6. SSS	606

1 - 6 / 6 < >

## Courses Helped by Division

We served students from 661 courses across the UCLA campus in AY 2020-21.



## Scheduled vs Walk-in Appointments Breakdown

5,854 papers were reviewed by our staff in total!

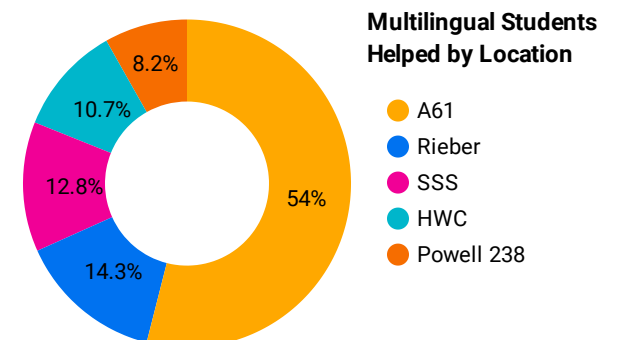
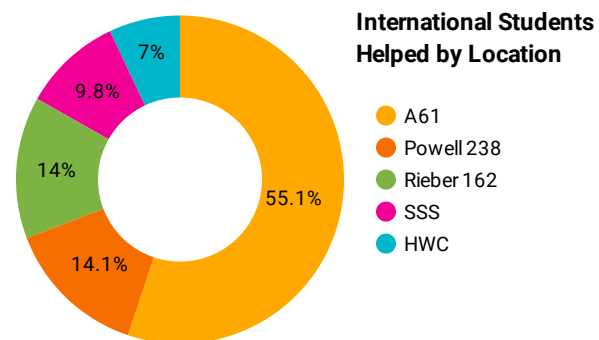
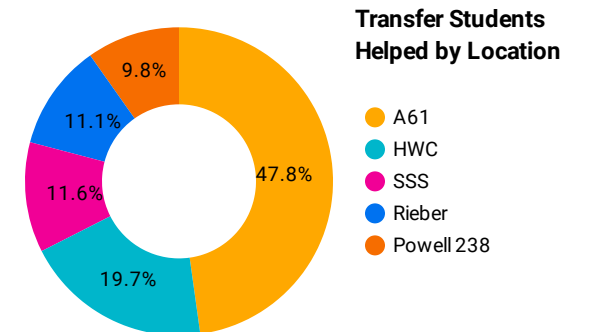
Location	Scheduled Appts ▾	Walk-Ins
1. Totals	4,483	1,376
2. A61	2,057	1,081
3. HWC	827	13
4. Rieber 162	646	14
5. SSS	561	45
6. Powell 238	392	223

1 - 6 / 6 < >

## Breakdown of Different Groups Served (totals and by location)

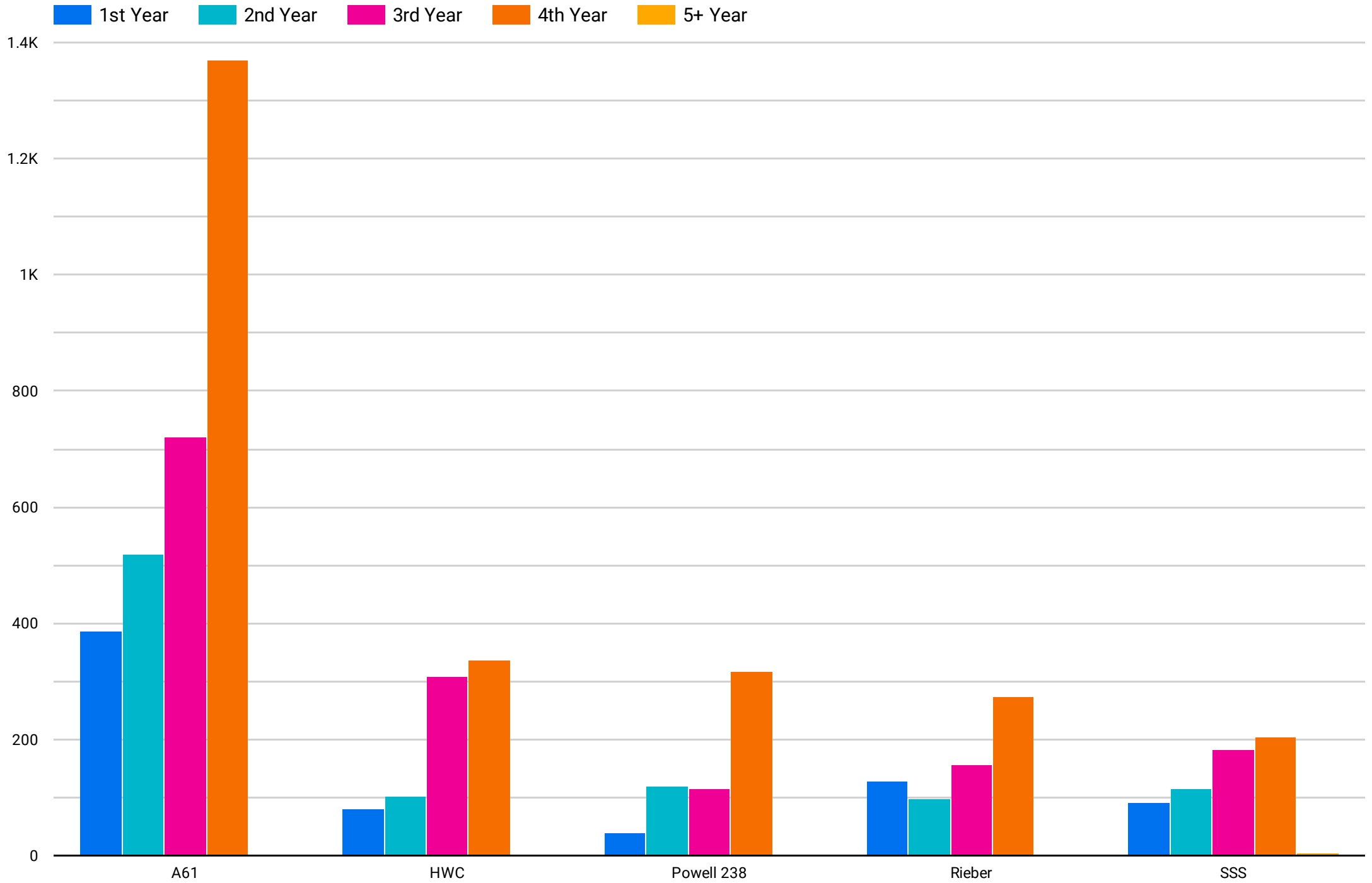
Groups Served	Total ▾
1.. Transfer Students	1,789
2.. International Students	1,451
3.. Multilingual Students	391

1 - 3 / 3 < >



# Student Clients by Year in School

Students at all points of their UCLA careers seek help at the UWC.



# Student Clients by Major

Students from a variety of majors seek help at the UWC.

